



2015 2016

2016 12

1

2

1

2

3

4

1

作

2

3

1

2

3

1

2

3

4

1

2

	3	14		46	
		18855		18185	96.44%
				2015	4639
	4426		95.41%		447
	52		301	13	304
26		1381		2014	344
		42.37%			20
			42		

			2015	2016		
	2		1		1	2
				2		2
	2	/	3		1	/
/		10			21	
		1			5	

1
97%

9

1

1090.5 17.29:1 974 233
103 566 79 326

1 2015 2016

		103	566	298	7	974
	(%)	10.57%	58.11%	30.60%	0.72%	100%
		38	103	89	3	233
	(%)	16.3%	44.20%	38.19%	1.31%	100%

2 2015 2016

		79	326	479	82	8	974
	%	8.11%	33.47%	49.17%	8.41%	0.84%	100%
		11	101	97	24	/	233
	%	4.72%	43.35%	41.63%	10.30%	/	0

3 2015 2016

	29	30 34	35 39	40 44	45 49	50 54	55 59	60 64	65	
	60	183	290	122	69	95	63	56	36	974
%	6.16%	18.79%	29.77%	12.53%	7.08%	9.75%	6.47%	5.74%	3.71%	100.00%

1

50%

60

4 2015 2016

	4
	6
	2
	42

	51
	63

2

3

4

			2015	2016
	42	2	34	
23		201.36		
100				
2015	2016			310
50		1		
1	9	16		
2				
1				

2015 25800.17
 13859.14
 2015 3357.02
 1803.30 13.01%
 545.75 187.16 , 100.54
 197.74
 2
 13.44m²/ 1.01m²/
 2015 898.53
 2015 11406.78 6049.73
 + 2.1
 3372 1142010 60
 192.96 EBSCO
 CALIS
 94.5 2015 2016
 5.89
 27
 2015 584
 1633
 7000
 40 263 21700
 200
 2014 MOOC SPOC
 2015 , 2015
 65
 (OA)

DNS

1

1

2015
 3 2016
 3 46
 5 2015 2016

		%
	6	13.04%
	18	39.13%
	3	6.52%
	9	19.57%
	1	2.17%
	8	17.39%
	1	2.17%

6 2015 2016

1		081004	
2		080601	
3		080801	
4		080701	
5		080702	
6		080703	

7		080301	
8		080202	
9		080203	
10		080204	
11		080207	
12		080208	
13		080901	
14		080902	
15		080903	
16		082801	
17		082803	
18		081001	
19		120202	
20		120204	
21		120103	
22		120105	
23		120601	
24		120802T	
25		120901K	
26		120902	
27		120210	
28		020303	
29		020401	
30		020304	
31		080704	
32		090502	
33		050207	
34		050201	
35		050303	

		/			/

2

2015

2015

2016

3

2016

8 2015

	%
	32.11%
	35.83%
	25.32%
	29.97%
	22.50%
	31.58%

2015

24.02%

9 2015

	%
	21.80%
	26.38%
	22.92%
	21.48%
	%
	19.79%
	31.73%

2

1

2015

10 2015 2016

	28
	47

2

2015 2016

2015 2016

126

11

357

6.47%

2015 2016

74.44%

1027

728

67

2007

2

2

1

200

12

1		2007	2009
2		2009	2011
3		2011	2014
4		2012	
5		2013	

,

365

200

1

1

3

40

4

4
1

6

1

2015 2016

5

13

2015 2016

	5
	75
	28

2

2016 6

2016

2016 9

1

1

1

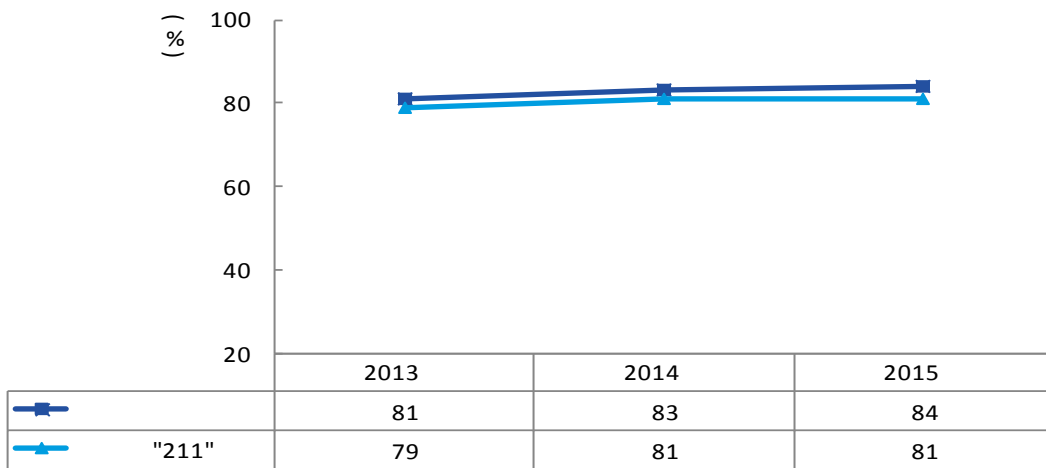
作

,

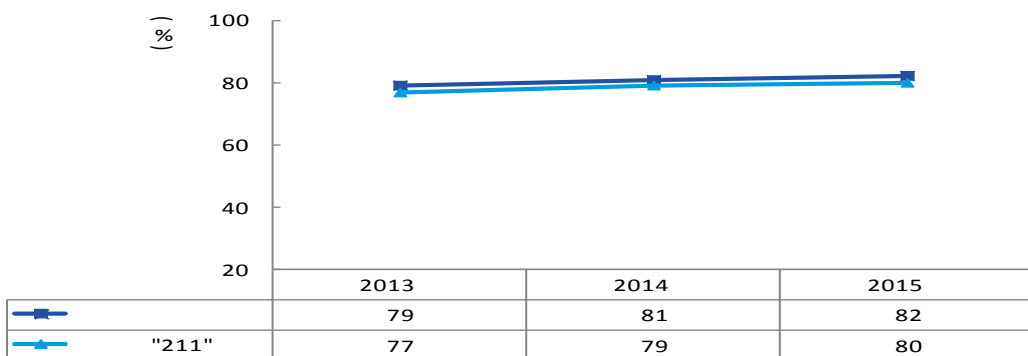
2

95%
2013 2015

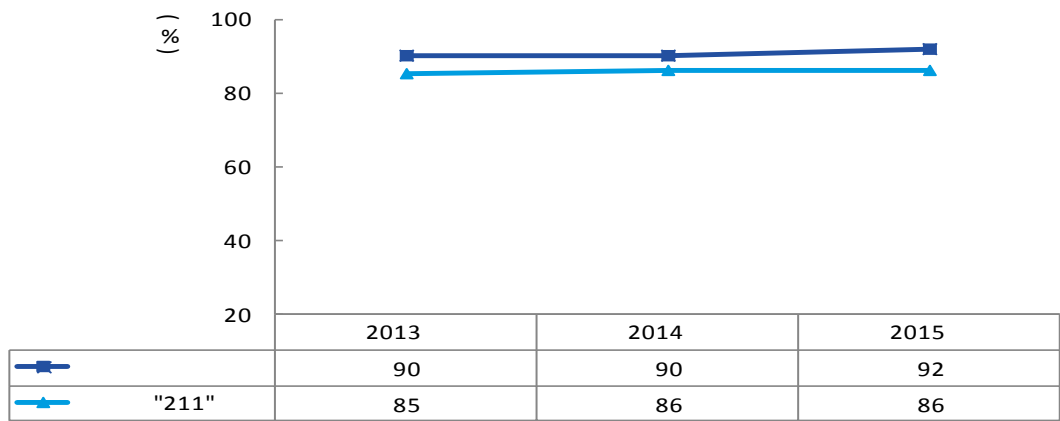
1 4



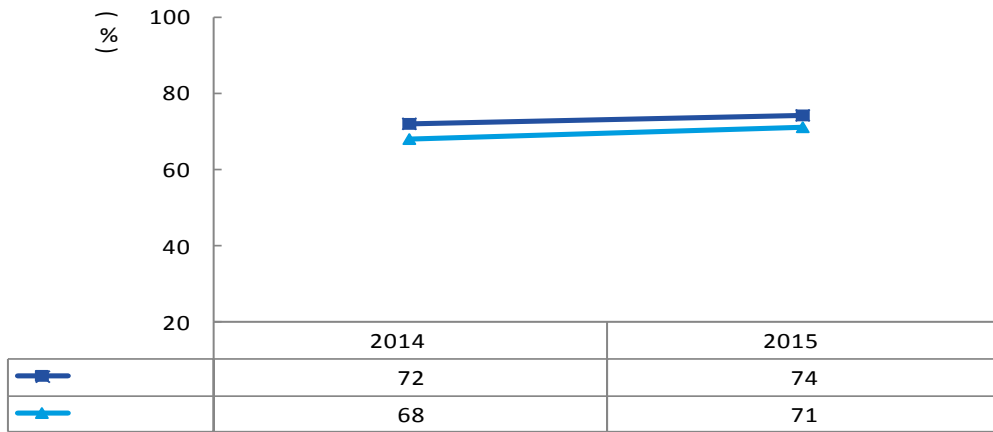
1



2



3



4

3

2015

31

1506

519

15

1

2016 3829 96.55 %
90.62% 2015

52

13

26

2015 40 4639
4426 95.41%

15 2015

1		59	59	100.00%
2		119	118	99.16%
3		177	175	98.87%
4		88	87	98.86%
5	()	69	68	98.55%
6		239	235	98.33%
7		119	116	97.48%
8		70	68	97.14%
9		306	296	96.73%
10		60	58	96.67%
11		297	287	96.63%
12		148	143	96.62%

19		118	112	94.92%
20	()	118	112	94.92%
21		98	93	94.90%
22		56	53	94.64%
23		201	190	94.53%
24		91	86	94.51%
25		143	135	94.41%
26		297	280	94.28%
27		138	130	94.20%
28		198	186	93.94%
29		94	88	93.62%
30		167	156	93.41%
31	()	60	56	93.33%

2

30

70

2015chinajoy cosplay

Cosplay

5

3

2015

			9		9
		7			11
			1		
2015					2015
			2015	2016	
2960	444.00		277	138.5	
5	4	83	152.39		1374
310.9		928	185.6		

Freecase

115

1500 /

2015

8

University of California, Berkeley Harvard University

Yale University The George Washington University University System of Maryland

Columbia University 6

2 局

3 6

9 12

2016

4

3 局

2015 12

2015

97.64%

96.7% 0.94

93.01%

1.5%

0.12%

3.11%

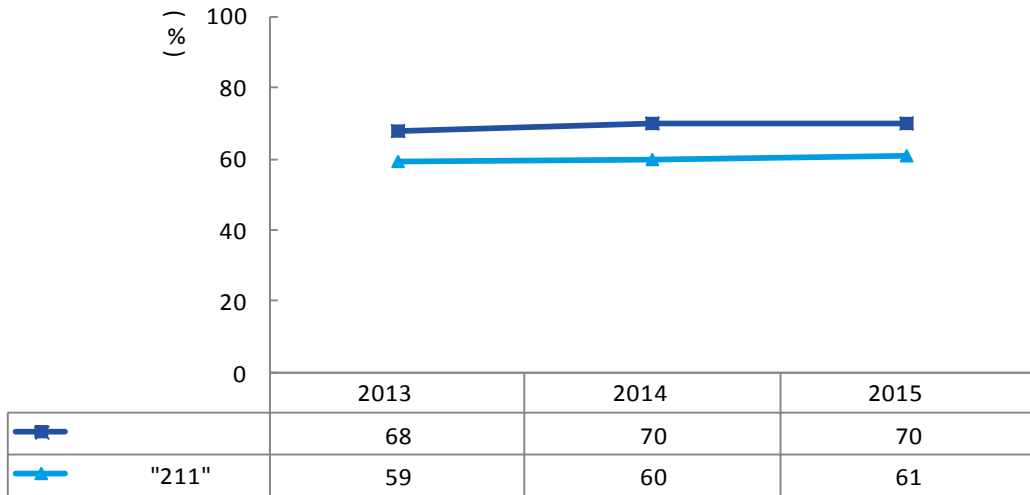
0.62%

0.35% 2015

70%

61%

2014



5

2015

93.00%

97.40%

17

2015

		92.62% (276/298)	98.32% (293/298)
		89.19% (66/74)	100.00% (74/74)
		93.48% (43/46)	97.83% (45/46)
		90.00% (36/40)	100.00% (40/40)
		94.93% (131/138)	97.10% (134/138)
		97.14% (204/210)	100.00% (210/210)
		98.31% (58/59)	100.00% (59/59)
		95.92% (47/49)	100.00% (49/49)
		96.67% (29/30)	100.00% (30/30)
		97.22% (70/72)	100.00% (72/72)
		89.81% (97/108)	99.07% (107/108)
		95.02% (610/642)	98.75% (634/642)
		94.62% (123/130)	97.69% (127/130)
		97.30% (72/74)	98.65% (73/74)
		97.10% (67/69)	98.55% (68/69)
		95.65% (22/23)	100.00% (23/23)
		94.44% (34/36)	100.00% (36/36)
		94.19% (292/310)	99.03% (307/310)

		99.59% (240/241)	99.59% (241/242)
		98.90% (90/91)	98.90% (90/91)
		100.00% (120/120)	100.00% (121/121)
		100.00% (30/30)	100.00% (30/30)
		72.66% (101/139)	97.12% (135/139)
		96.31% (209/217)	98.62% (214/217)
		97.83% (90/92)	98.91% (91/92)
		95.10% (97/102)	98.04% (100/102)
		95.65% (22/23)	100.00% (23/23)
		92.74% (230/248)	98.39% (244/248)
		89.61% (69/77)	98.70% (76/77)
		93.75% (30/32)	100.00% (32/32)
		92.00% (23/25)	96.00% (24/25)
		94.74% (108/114)	98.25% (112/114)
		97.22% (175/180)	99.44% (179/180)
		98.33% (118/120)	99.17% (119/120)
		95.00% (57/60)	100.00% (60/60)
		97.83% (315/322)	99.38% (320/322)
		98.54% (135/137)	99.27% (136/137)
		96.12% (99/103)	99.03% (102/103)
		97.37% (37/38)	100.00% (38/38)
		100.00% (17/17)	100.00% (17/17)
		100.00% (27/27)	100.00% (27/27)
		79.91% (370/463)	85.96% (398/463)
		52.00% (13/25)	64.00% (16/25)
		86.96% (20/23)	95.65% (22/23)
		78.81% (93/118)	88.98% (105/118)
		77.87% (95/122)	83.61% (102/122)
		54.29% (19/35)	65.71% (23/35)
		93.85% (61/65)	93.85% (61/65)
		92.00% (69/75)	92.00% (69/75)
		65.52% (19/29)	82.76% (24/29)
		66.67% (10/15)	93.33% (14/15)
		64.29% (9/14)	71.43% (10/14)
		96.73% (296/306)	99.02% (303/306)
		94.59% (105/111)	97.30% (108/111)
		96.67% (87/90)	100.00% (90/90)
	()	100.00% (55/55)	100.00% (55/55)
		98.00% (49/50)	100.00% (50/50)
		85.92% (61/71)	100.00% (71/71)
		89.66% (26/29)	100.00% (29/29)

		89.66% (26/29)	100.00% (29/29)
		69.23% (9/13)	100.00% (13/13)
		97.90% (559/571)	99.47% (568/571)
		100.00% (31/31)	100.00% (31/31)

2

1

8 ; 100% 20 75% 98%

3

25% 50% 5 3 30% 10% 20% 80% 60%

10

4

